



## Mandated Reporting to Community Supporting

*Communities Keeping Children Safe  
and Families Together*

# Welcome!

Mandated Reporting Advisory  
Committee Members  
and  
Public Participants

March 26, 2026

## We Believe That ...

All children deserve the right to grow up free from harm in their own family and thrive in their own strong communities that are well resourced

Parents want to do what is best for their children and sometimes need help because they may lack the networks, supports, and services needed to bring about what they want for their children and their families

Families and communities are the best agents of their own change and must be respected and trusted

Communities must be well-resourced to be able to provide quality services to help families stay together and keep children well and safe

The child welfare system must be free from racial and cultural bias. The structure of the current system results in a disproportionately negative impact on African American, Native American/Indigenous People, and Latino families. This must be fixed by better understanding how mandated reporting contributes to racism, and by recommending—and implementing—actions for change

The current child welfare mandated reporting system steals hope and personal power from families, minimizing their natural ability and strength to keep their children well and safe. This is especially true for African American, Native American/Indigenous People, and Latino families who disproportionately experience the trauma of intrusive investigations and sometimes harmful separation

# Agenda

- Welcome and Connections
- DAAWG Workgroup: MRAC Metrics
- Public Comment
- Next Steps & Closing Remarks

# Housekeeping

- MRAC Members: Name and MEMBER in zoom box, cameras on if possible
- Public Participants: Name in zoom box, cameras off, and mute on
- **Chat is open – We ask that Public Participants only use the chat during the Public Comment period at the end of the meeting**
- Host will put materials in the chat

## Invitation to Create Necessary Space

Micky ScottBey Jones

Adapted from her work titled "Invitation to Create Brave Space"

What part of this invitation is resonating with you right now?



Together we will bravely create “necessary” space,  
Because there is no such thing as a “safe space.”

We exist in the real world,  
We all carry scars, and we have all caused wounds.

We seek to turn down the volume of the outside  
world;  
We amplify voices that fight to be heard elsewhere.  
We call each other to more truth and love.  
We have the right to start somewhere and continue  
to grow;  
We have the responsibility to examine what we think  
we know.

We will not be perfect.  
This space will not be perfect.  
It will not always be what we wish it to be,  
But it will be our necessary space together.  
We will work on it side by side.

# The Art of Conversation Behaviors



- We acknowledge one another as equals
- We stay curious about each other
- We recognize that we need each other's help to become better listeners
- We slow down so we have time to think and reflect
- We remember that conversation is a natural way humans think together
- We expect it to be messy at times
- We use “I feel”, “I believe”, or “In my experience” statements



**Mandated Reporting to  
Community Supporting**

*Communities Keeping Children Safe  
and Families Together*

# Land, Labor, and Trauma Acknowledgement





# Data and Accountability Workgroup (DAAWG) update to the MRAC

---

March 26, 2026

Mandated Reporting Advisory Committee  
(MRAC)

# Where we are.....

Recommendations	Deliverable	Deliverable	Deliverable	Deliverable	Deliverable
<b>Rec 1</b> - Establish MRAC, and track data to monitor and support progress	✓ <i>Semi-Annual Report to CWC (written; progress on all areas)</i>	Continued analysis of impact of recs on MR	Making future recs, e.g. DM tool/processes to be used in MR	Oversee work of the implementation of the recs	Monitor data on a regular basis to inform reporting and add'l recs
<b>Rec 2</b> - Recommend and apply the best data sets to continue to advance mandated reporting reform	➤ <b>Review existing data; make recs on any add'l data to be collected; ongoing monitoring of data</b>	With CDSS, publicly publish results on disparities and impact of MR changes and submit to CA State Leg on a minimum of an annual basis	Submit data on SDOH and drivers of MR, and capacity of community services and supports, to Community Pathway Advisory Committee to support Rec 11 assessment		
<b>Rec 3</b> - Use data to track the implementation and success of AB 2085	➤ <b>Define what successful implementation looks like</b>	➤ <b>Ensure fidelity to legislative intent, set timeline</b>			
<b>Rec 13</b> - Continue to advance MR reform	Continue to develop new recs to advance MR reform with CDSS, ensure all current recs are implemented. Establish a basis for setting implementation timelines <b>**IS THIS THE WORK OF THE FULL MRAC?*</b>	Recommend language and policy changes needed, if legislation is required <b>**IS THIS THE WORK OF THE FULL MRAC?*</b>			

Source: DAAWG workplan: <https://docs.google.com/document/d/1izh-nohBftRYw7Fthy0zSnNBNdK9kiUe9frJym9du58/edit?usp=sharing>

# Where we are....

Activities	End Date	Rec	Action Items	Lead/ Person(s) Responsible
1 - Engage with and consider alignment of efforts with CQI FFPS workgroup to maximize impact	ongoing	Rec 1, 2, 13	<ul style="list-style-type: none"><li>•Review FFPS plan and county landscape of EBPs</li><li>•Consider scope of available services</li><li>•Set goals for working with CQI/FFPS Workgroups</li><li>•Seek information about access/saturation of EBPs across counties</li><li>•Set meeting</li><li>•Develop prep materials</li><li>•Set next steps post-meeting</li><li>•Collaborate with other MRAC workgroups with aligned priorities (e.g., Community Pathways)</li><li>•Advocate for a rollup and catalog to statewide metrics to understand what is working - and should be consider for spread and scale at a statewide level</li></ul>	Co-chairs Dr. Webster and Alicia Garoupa, in collaboration with all workgroup members and other classrooms

# Where we are.....

Activities	End Date	Rec	Action Items	Lead/ Person(s) Responsible
<p>2 - Identify and socialize potential overarching metrics and available data with steering committee, tri-chairs and possibly MRAC as a whole (or in breakouts/workgroups)</p>	<p>February 2026</p>	<p>All Data Recs</p>	<ul style="list-style-type: none"> <li>•Conduct landscape analysis of available metrics both upstream and downstream of child welfare with a focus on disparities in child welfare system involvement, drivers of mandated reporting, implementation of AB 2085, and               <ul style="list-style-type: none"> <li>➤ Engage with state agencies who track and report potentially relevant metrics (e.g., Cal DPH's Injury and Violence Prevention branch reporting through <a href="#">EpiCenter</a>; <a href="#">ACEs Aware</a> - state data/SDOH (UCAAN-screening platform) <a href="#">Medi-Cal connect system</a> - possible buildout; ICPM - County SOC - CANS</li> <li>✓ Meetings with each of the MRAC workgroups to understand scope and scale of planned MRAC activities over the next 6 months-1 year</li> <li>➤ Outreach and engagement of state agencies and partners that track and report potentially relevant metrics across the ecosystem</li> <li>➤ -Identification, outreach and engagement of organizations that are working at the state level that can provide qualitative data on systems issues and progress of mandated reporting reform (e.g., YAB through OYCR, CYC, judiciary?, sector leaders among mandated reporters - e.g., CTA)</li> <li>✓ Create a spreadsheet inventory of potential data sources - major levers, scope (statewide), community pathway-aligned funding streams and programming and access (HCAI, MCPs, CYBHI), disaggregation, refresh rate, relevance;</li> </ul> </li> </ul>	<p>Co-chairs Dr. Webster and Alicia Garoupa, in collaboration with all workgroup members</p>

# Where we are.....


Activities	End Date	Rec	Action Items	Lead/ Person(s) Responsible
3 - Recommend 5 key metrics to track the impact of MRAC and broader reform efforts	March 2026	➤ All Data Recs	<ul style="list-style-type: none"> <li>➤ Landscape analysis of existing data that could be used to set and track metrics</li> <li>➤ Agree on key partners to interview to inform metric selection</li> <li>➤ Conduct interviews</li> <li>➤ Agree on who are final decisions makers</li> <li>➤ Develop POV/recommendation of key metrics</li> <li>➤ Present</li> <li>➤ Revise, finalize, publicize</li> </ul>	Co-chairs Dr. Webster and Alicia Garoupa, in collaboration with all workgroup members and other workgroups
4 - Meet with each of the MRAC workgroups to identify key measures of success and source(s) of data/information	Ongoing; at least quarterly	All Data Recs	<ul style="list-style-type: none"> <li>✓ Training workgroup - needs their own data / accountability plan</li> <li>✓</li> <li>✓ Narrative change</li> <li>✓</li> <li>✓ Policy/Advocacy</li> <li>✓</li> <li>✓ Community Support Pathways</li> </ul>	Co-chairs Dr. Webster and Alicia Garoupa, in collaboration with all workgroup members and other workgroups

# Child-Level versus Referral-Child Level Data Reporting





## Child-Level Data Reporting


This level of reporting is used to monitor population-wide trends and overall safety outcomes for individual children within the system. Its primary purpose is to determine if long-term trends are moving in the desired direction following policy changes.

 **Focus:** Population rates of system contact and critical safety measures.

### Key Metrics:

 **CWS Continuum Contact:** Frequencies, proportions, and rates of allegations, investigations, substantiations, and entries.


 **Disparity by Ethnicity:** General and poverty-adjusted ethnic disparities in system contact.

 **Safety Outcomes:** Recurrence of reports (within 6–12 months), in-home service effectiveness (children in Family Maintenance who later enter foster care), and maltreatment-related fatalities or hospitalizations.





## Referral-Child Level Data Reporting


This level of reporting focuses on the internal workflow and decision trajectories of specific reports as they move through the child welfare system. It is used to assess whether specific pathways—such as those narrowed by AB 2085—are actually declining in practice.

 **Focus:** Changes in how reports are handled at different junctures across the continuum.

### Key Metrics:

 **Diversion Efforts:** Monitoring families diverted to community-based supports.

 **Screening Decisions:** Tracking referrals that are Evaluated Out (EO), specifically looking at frequencies and proportions related to contextual factors like SUD, MH, DV, or inadequate housing.

 **Workflow Proportions:** The percentage of specific referral types (e.g., General Neglect vs. Severe Neglect) that progress from investigation to substantiation and, ultimately, to foster care entry.



In summary, child-level data tells us how many children are entering the system and if they are safe over time, while referral-child level data tells us how the system is making decisions about those children once a report is made.

## Foundational Support for Strong Families



Prioritizing equitable access to services for all children before any formal system involvement.

**Key Metric:**  
Equitable Access & Service Engagement

## Community-Based Prevention



Utilizing Evidence-Based Practices (EBPs) as the primary resource for families within the community.

**Key Metric:**  
EBP Utilization & Prevention Focus

## Mandated Reporter Thresholds



**Key Metric:**  
General vs. Severe Neglect Trends (AB 2085)

## Hotline Screening Decisions



**Key Metric:**  
Proportions of "Evaluated Out" vs. "Screened-In" cases

## Investigation Results & System Involvement



Connection to services

**Key Metric:**  
Rate of connection to community-based supports



Formal Child Welfare System Involvement

Voices and perspectives of individuals with lived expertise/experience  
How do we leverage both Data/Statistics and the Human Stories/Narrative to drive and monitor systems-level reform?

# MRAC Workgroup Engagement: Measures of Success



✓ **Key Themes**

✓ **Metrics Suggestions**

# Narrative Shift

## Key Themes

Data that helps shift public understanding of mandated reporting

Clarifying the difference between **poverty vs. neglect**

Highlighting disparities in child welfare involvement

## Metrics Suggestions

- Trends in general neglect allegations
- Substantiation rates by allegation type
- Child welfare involvement by race/ethnicity
- Reporting outcomes by mandated reporter type
- Relationship between poverty and foster care placement

# Community Pathway

## Key Themes

Access to community-based prevention services

Understanding capacity and availability of evidence-based practices (EBPs)

Equity in access to supports before child welfare involvement

## Metrics Suggestions

- County-level inventory of EBPs
- Utilization of services by race, geography, income, disability
- Provider capacity / waitlists
- Relationship between service access and hotline reports
- Data for services **outside** the child welfare system

# Policy & Legislation

## Key Themes

Understanding who reports and what happens after reports

Accuracy and consistency in neglect classifications

Interest in domestic violence-related reporting

## Metric Suggestions

- Reports by mandated reporter category
- Screen-in/out and substantiation rates by reporter type
- General vs. Severe Neglect trends
- Outcomes for DV-related allegations

# Training

## Key Themes



Measuring whether training and policy changes improve report accuracy



Tracking implementation of California Assembly Bill 2085



Interest in community trust and perception of the system

## Metrics Suggestions

- General Neglect referral trends (pre/post training rollout & AB 2085)
- Substantiation rates for General Neglect
- Screening decisions at hotline intake
- Reporting patterns by mandated reporter category

# Metrics Recommended from Groups



## Reporting, General Neglect, AB 2085, Equity, & Disproportionality

- Number and percent of reports by mandated reporter category
- Percent of Screen-in vs. screen-out hotline reports statewide.
- Percent of allegations substantiated by reporter category.
- Percent of repeat reports involving the same child or family.
- Number and percent of General Neglect reports statewide.
- Percent of General Neglect allegations that are substantiated.
- Percent of General Neglect reports screened out at intake.
- Number and percent of Severe Neglect allegations reported statewide.
- Trends in General Neglect reports before and after AB 2085 implementation.
- Rate of total and substantiated allegations by race/ethnicity.
- Rate of child welfare investigations by race/ethnicity.
- Disproportionality index comparing child welfare involvement across racial groups.

## System Outcomes, Domestic Violence Context, Community Supports, Family Experience & Trust

- Number and percent of reports involving domestic violence-related allegations.
- Percent of reports resulting in investigation vs. referral to services.
- Percent of investigations resulting in entry to foster care.
- ~~• Percent of referrals to community services following a report.~~
- Screening and substantiation rates for DV-related reports.
- ~~• Number of Evidence-Based Practices (EBPs) available per county.~~
- Utilization proportion of EBP slots by families (by geography or demographic group).
- Provider capacity indicators for EBPs (e.g., waitlists or staffing levels).
- Rate of prevention service utilization prior to child welfare involvement (??).
- Family perception of trust in prevention or support systems (survey-based).
- Family-reported comfort seeking support without CPS involvement (survey-based?).

# Overlap in Priorities and Metrics



**5 common, cross-cutting metrics** that can be used consistently across Narrative Shift, Community Pathway, Policy & Legislation, and Training.

These are intentionally **high-value, multi-use indicators** that support equity, accuracy, systems impact, and policy evaluation.

All are grounded directly in the metrics already surfaced by the workgroups.

## Foundational Support for Strong Families



Prioritizing equitable access to services for all children before any formal system involvement.

## Community-Based Prevention



County-Specific EBPs?

## Mandated Reporter Thresholds



Number and Proportion of Reports by Mandated Reporter Category

- Rate of Involvement Across Child Welfare Continuum by Race/Ethnicity
- Percent of Repeat Reports Involving the Same Child or Family

## Hotline Screening Decisions



Evaluated Out

Diversion to Community

Screened-In

Investigation for System Involvement

Screen In vs. Screen Out  
Proportion at Hotline Intake & Reports Resulting in Referral to Community Services

## Investigation Results & System Involvement



Connection to services

**Key Metric:**  
Rate of connection to community-based supports



Formal Child Welfare System Involvement

Proportion of Allegations Substantiated (Overall and by Allegation Type) including Tracking General Neglect allegations overtime (pre-post AB 2085), screening, and substantiation data

Voices and perspectives of individuals with lived expertise/experience

How do we leverage both Data/Statistics and the Human Stories/Narrative to drive and monitor systems-level reform?

# Potential/Proposed Initial Priority Metrics



- 1) Number and Proportion of Reports by Mandated Reporter Category
- 2) Screen In vs. Screen Out Proportion at Hotline Intake and Reports  
Resulting in Referral to Community Services
- 3) Proportion of Allegations Substantiated (Overall and by Allegation Type)  
including Tracking General Neglect allegations overtime (pre-post AB  
2085), screening, and substantiation data
- 4) Rate of Involvement Across Child Welfare Continuum by Race/Ethnicity
- 5) Percent of Repeat Reports Involving the Same Child or Family

# Recommended Cross-Workgroup Core Metrics (5)



## 1. Number and proportion of Reports by Mandated Reporter Category

*Why it cuts across all groups:*

Supports understanding of **who is reporting**, informs **training effectiveness**, contributes to **narrative accuracy**, and guides **policy focus** on reporter behavior.

# Recommended Cross-Workgroup Core Metrics (5)



## 2. Screen-In vs. Screen-Out Proportion at Hotline Intake and Reports Resulting in Referral to Community Services

*Why it cuts across all groups:*

A key indicator of **report quality and accuracy**, system efficiency, and the impact of **training and policy changes (including AB 2085)**. Relevant to public understanding and system trust

Bridges child welfare and prevention, supporting the community pathway, measuring alternatives to investigation, and reinforcing the narrative shift toward support rather than surveillance.

## Recommended Cross-Workgroup Core Metrics (5)



**3. Proportion of Allegations Substantiated (Overall and by Allegation Type) including Tracking General Neglect allegations overtime (pre-post AB 2085), screening, and substantiation data (Overall and by Allegation Type)**

*Why it cuts across all groups:*

Measures alignment between **reported concerns and statutory definitions**, supports evaluation of **general neglect classification**, and informs training and legislative impact.

# Recommended Cross-Workgroup Core Metrics (5)



## 4. Rate of Child Welfare Involvement by Race/Ethnicity

*Why it cuts across all groups:*

A foundational **equity and disproportionality measure**, relevant to narrative shift, policy reform, training accountability, and community trust.

# Recommended Cross-Workgroup Core Metrics (5)



## 5. Percent of Repeat Reports Involving the Same Child or Family

*Why it cuts across all groups:*

Indicates whether systems are **effectively addressing underlying needs**, whether community pathways are working, and whether reports are leading to meaningful resolution.

MRAC.Workgroup.Metric Request feedback

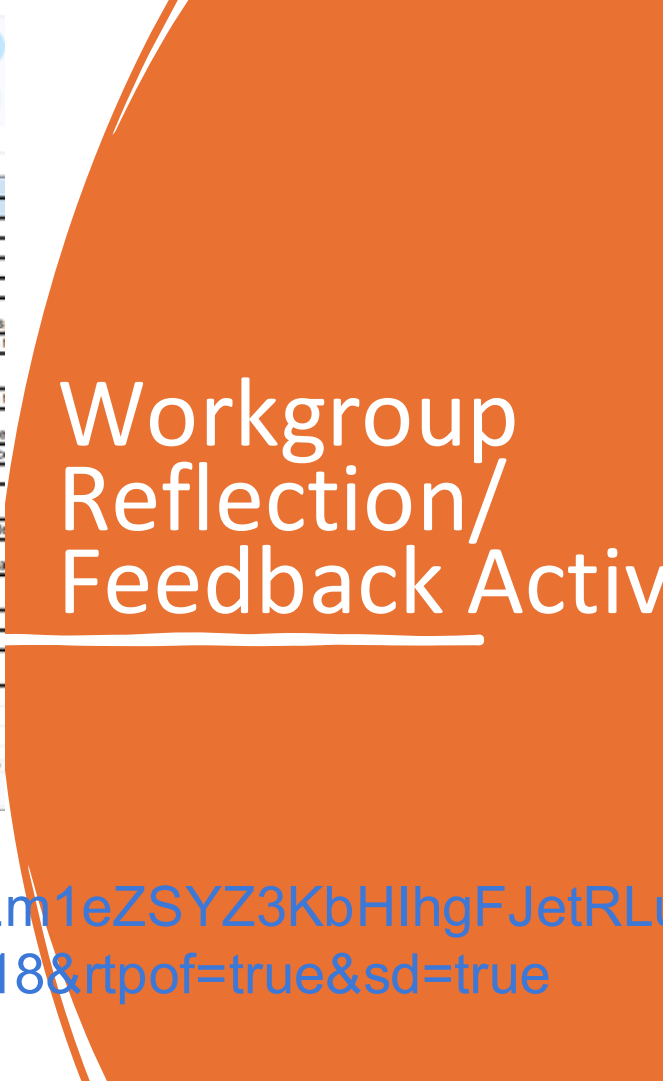
File Edit View Insert Format Data Tools Help

100% 123 Cambr... 11

MRAC workgroup feedback

DAAWG Key Themes and Metric Suggestions				DAAWG workgroup calibration activity		
Focus Area	Key Themes	Metric Suggestions	MRAC workgroup feedback	Addressed? Y/N	How?	Notes
Narrative Shift	Data that shifts public understanding of mandated reporting; Clarifying poverty vs. neglect; Highlighting disparities in child welfare involvement	Trends in general neglect allegations:		Y		
		Substantiation rates by allegation type:		Y		
		Child welfare involvement by race/ethnicity:		Y		
		Reporting outcomes by mandated reporter type:		Y		
Community Pathway	Access to community-based prevention services; Capacity and availability of EBPs; Equity in access before child welfare involvement	Relationship between poverty and foster care placement		N		proposal addresses racial dis
		County-level inventory of EBPs:		N	aspirational	work with CQI/CPP leads on
		Service utilization by race, geography, income, disability:		N	aspirational	control for poverty
		Provider capacity/waitlists:		N	aspirational	work with CQI/CPP leads on
Policy & Legislation	Understanding who reports and post-report outcomes; Accuracy and consistency in neglect classifications; Domestic violence-related reporting	Relationship between service access and hotline reports:		M	aspirational	service referral and hotline ve
		Data for services outside child welfare		N	aspirational	EBPs soon in CARES; serv
		Reports by mandated reporter category:		Y		
		Screen-in/out and substantiation rates by reporter type:		Y		
Training	Impact of training and policy changes on report accuracy; AB 2085 implementation; Community trust and perception	General vs. Severe Neglect trends:		Y		will be reported - additional d
		Outcomes for DV-related allegations		M	next phase?	possible through SDM tool da
		General Neglect referral trends pre/post training & AB 2085:		Y		
		Substantiation rates for General Neglect:		Y		
		Hotline screening decisions:		Y		
		Reporting patterns by mandated reporter category		Y		

MRAC feedback.Input final proposed



# Workgroup Reflection/ Feedback Activity

<https://docs.google.com/spreadsheets/d/1opS2bLm1eZSYZ3KbHlhgFJetRLU/edit?usp=sharing&ouid=115011475779909905918&rtpof=true&sd=true>




**Mandated Reporting to  
Community Supporting**

*Communities Keeping Children Safe  
and Families Together*

# Breakout Questions

1. Do you think this proposed Core Metric will be effective in tracking the MRAC's impact? If yes, feedback on why you think that, and how it will be effective?
2. From your Workgroup's perspective, how would you use the results of this Core Metric over time to support/advance implementation of your recommendations?
3. Are there other related metrics that you would propose?



# Closing and Next Steps

---

# Public Comment



- Raise your virtual hand
- Come off mute. Turn on your camera if you like
- Maximum of 2 minutes for comment which will go on public record
- You can put comments in the chat that will go on the record
- No response will be provided

# Updates & Next Steps



**Mandated Reporting to  
Community Supporting**

*Communities Keeping Children Safe  
and Families Together*

- April is Child Abuse Prevention Month!
  - April 1st, Breakout on AB 2085 - pilot statewide training
  - April 8th, Lived Experts Inform Community Pathway Development
  - April 15th, Reimagining Mandated Reporting and Building Prevention-Focused Pathways
  - April 22<sup>nd</sup>, Concrete Supports in Action
  - April 29<sup>th</sup>, Self-Care Tools for High-Impact Care Teams
  - See chat for registration links
- Meetings are set through June 2026—See chat for dates and registration links
- Workgroups meet between MRAC meetings – your PM will follow-up
- April music selection... ??? 🎵🎵🎵



**Mandated Reporting to  
Community Supporting**

*Communities Keeping Children Safe  
and Families Together*

# Thanks, MRAC!

